

Prioritization of HIV Services in San Mateo County



San Mateo County HIV Program
Community Board Quarterly Meeting
April 5, 2017

HIV Services Prioritization

- Purpose of this process:
 - To provide information about HIV services in San Mateo County
 - To receive community and board input on the prioritization of Ryan White funded Core and Support services

HIV Services Prioritization

Core Services:

- ❑ **Early Intervention Services:** linkage and re-engagement in medical care
- ❑ **Medical Case Management:** social workers
- ❑ **Mental Health Services:** psychiatrist, therapist, individual and group harm reduction
- ❑ **Oral Health/Dental Care:** dentist, dental services
- ❑ **Outpatient/Ambulatory Care:** primary care, doctors, nurses, medical treatment, lab tests

HIV Services Prioritization

Support Services:

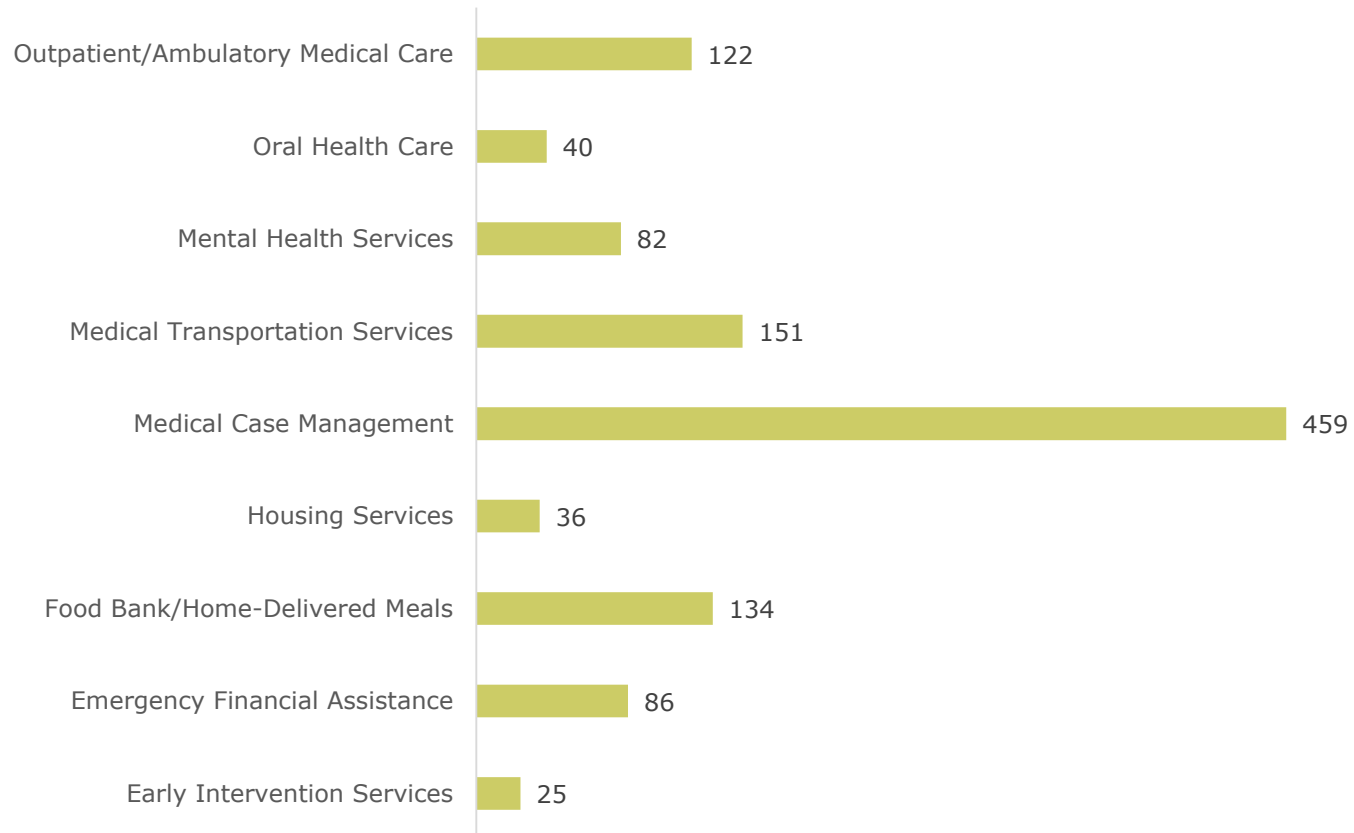
- ❑ **Emergency Financial Assistance:** utilities, unexpected bills, rental assistance
- ❑ **Food Bank/Home-Delivered Meals:** bags of groceries, food distribution/delivery, grocery vouchers
- ❑ **Housing Services:** emergency housing, motel, short-term rental
- ❑ **Medical Transportation Services:** taxi vouchers, samTrans tickets and Redi-Wheels vouchers

HIV Services Prioritization

Unduplicated Client Count of Ryan White Service Utilization

March 1, 2016 – February 28, 2017

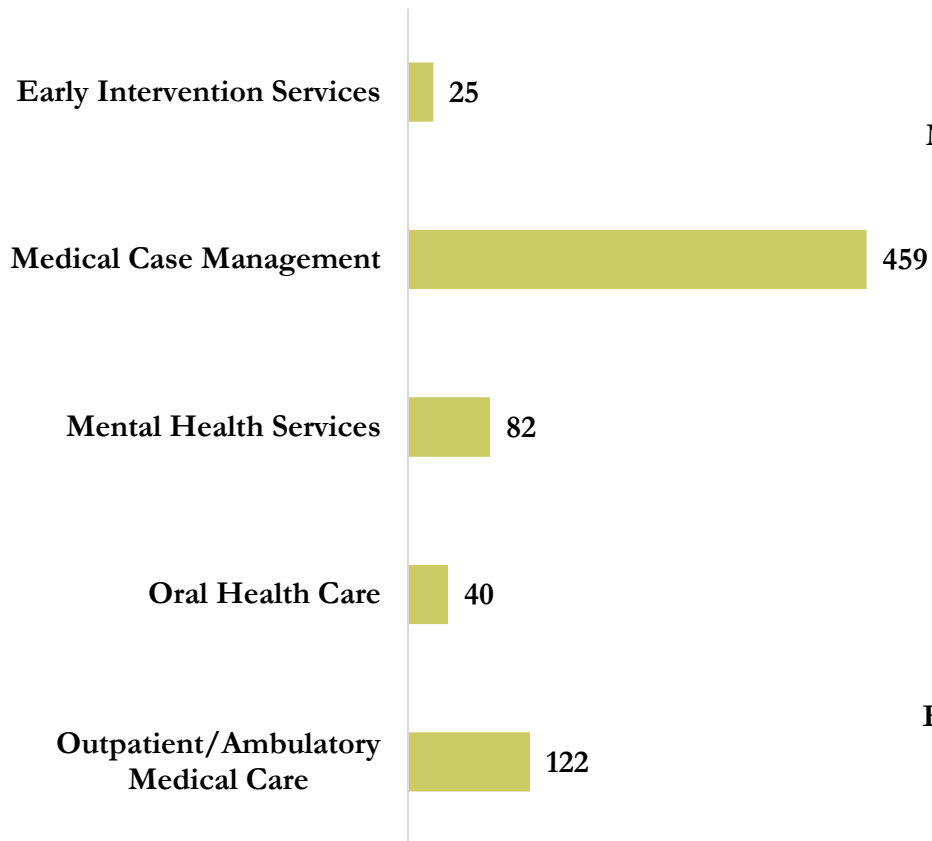
Unique Client Count



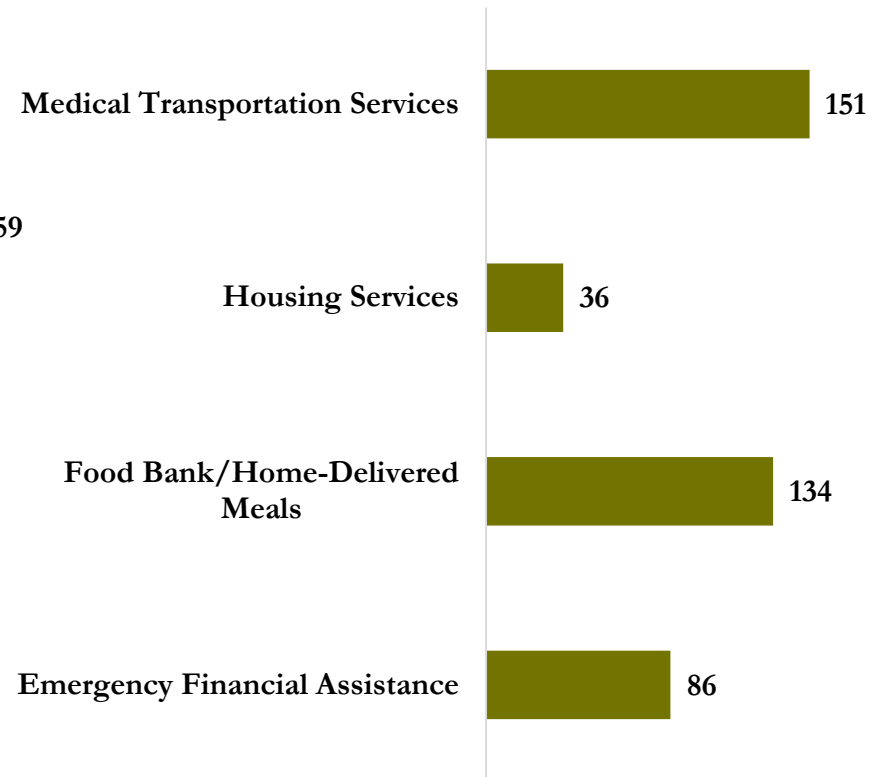
HIV Services Prioritization

Unduplicated client count by **Core** and **Support** Services

Core Services



Support Services



HIV Services Prioritization

Results of last year's prioritization process:

Core Services

- 1 Outpatient/Ambulatory Medical Care
- 2 Oral Health/Dental Care
- 3 Mental Health Services
- 4 Medical Case Management
- 5 Early Intervention Services

Support Services

- 1 Housing Services
 - 2 Food Bank/Home-Delivered Meals
 - 3 Medical Transportation Services
 - 4 Emergency Financial Assistance
-

HIV Services Prioritization

How do they line up?

Core Services - Prioritization

- 1 Outpatient/Ambulatory Medical Care
- 2 Oral Health/Dental Care
- 3 Mental Health Services
- 4 Medical Case Management
- 5 Early Intervention Services

Core Services - Utilization

- 1 Medical Case Management
- 2 Outpatient/Ambulatory Medical Care
- 3 Mental Health Services
- 4 Oral Health/Dental Care
- 5 Early Intervention Services

HIV Services Prioritization

How do they line up? (cont)

Support Services - Prioritization

- 1 Housing Services
 - 2 Food Bank/Home-Delivered Meals
 - 3 Medical Transportation Services
 - 4 Emergency Financial Assistance
-

Support Services - Utilization

- 1 Medical Transportation Services
 - 2 Food Bank/Home-Delivered Meals
 - 3 Emergency Financial Assistance
 - 4 Housing Services
-

Positive Happenings!

- ❑ Increased ability to provide linkage to care and re-engagement in care through collaboration with STD Surveillance
- ❑ Continued decrease in Ryan White funding needed for Outpatient/Ambulatory Medical Care and Oral Health
- ❑ Increased ability to provide Pre-exposure prophylaxis (PrEP) referrals through collaboration with STD Surveillance
- ❑ 90% of clients receiving a Ryan White funded service have an undetectable viral load!

Challenges

- Decrease in Ryan White Part A of \$872,373 (42.5%) since 2011-2012
 - 2011-2012: \$2,051,640
 - 2012-2013: \$1,641,628
 - 2013-2014: \$1,358,915
 - 2014-2015: \$1,183,453
 - 2015-2016: \$1,183,460
 - 2016-2017: \$1,179,267
 - 2017-2018: ???
- Continued high cost of housing in Bay Area
- **Unknown changes to Affordable Care Act**